

TIME ORGANIZING STYLES

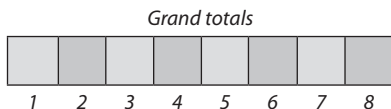
This form is for the assessment that starts on Page 55. Check the box that corresponds to your answer in the book (one box per question).

TIME STYLE ASSESSMENT		1	2	3	4	5	6	7	8
STEP ONE									
A.	<input type="checkbox"/>	<input type="checkbox"/>						
B.			<input type="checkbox"/>	<input type="checkbox"/>				
C.							<input type="checkbox"/>	<input type="checkbox"/>
D.			<input type="checkbox"/>	<input type="checkbox"/>				
E.					<input type="checkbox"/>	<input type="checkbox"/>		
F.							<input type="checkbox"/>	<input type="checkbox"/>
G.					<input type="checkbox"/>	<input type="checkbox"/>		
H.	<input type="checkbox"/>	<input type="checkbox"/>						
I.					<input type="checkbox"/>	<input type="checkbox"/>		
J.							<input type="checkbox"/>	<input type="checkbox"/>
K.	<input type="checkbox"/>	<input type="checkbox"/>						
L.			<input type="checkbox"/>	<input type="checkbox"/>				
M.	<input type="checkbox"/>	<input type="checkbox"/>						
N.			<input type="checkbox"/>	<input type="checkbox"/>				
O.							<input type="checkbox"/>	<input type="checkbox"/>
P.					<input type="checkbox"/>	<input type="checkbox"/>		
Q.			<input type="checkbox"/>	<input type="checkbox"/>				
<i>Total for this page (Add columns)</i>									
		1	2	3	4	5	6	7	8

	1	2	3	4	5	6	7	8
R.	<input type="checkbox"/>	<input type="checkbox"/>						
S.							<input type="checkbox"/>	<input type="checkbox"/>
T.			<input type="checkbox"/>	<input type="checkbox"/>				
U.					<input type="checkbox"/>	<input type="checkbox"/>		
V.							<input type="checkbox"/>	<input type="checkbox"/>
W.	<input type="checkbox"/>	<input type="checkbox"/>						
X.					<input type="checkbox"/>	<input type="checkbox"/>		
<i>Total for this page (Add columns)</i>								
	1	2	3	4	5	6	7	8

STEP TWO

Add the column totals from pages 1-2 and write here:

**STEP THREE**

Subtract the following using the boxes from the previous step. (Some numbers may be negative):

Style A (Box 1 – Box 2) = _____

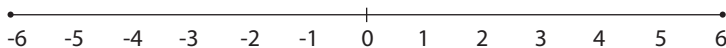
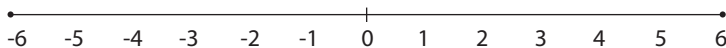
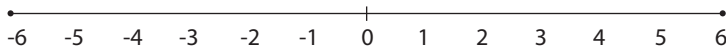
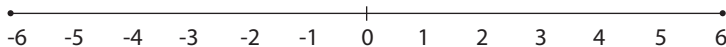
Style B (Box 3 – Box 4) = _____

Style C (Box 5 – Box 6) = _____

Style D (Box 7 – Box 8) = _____

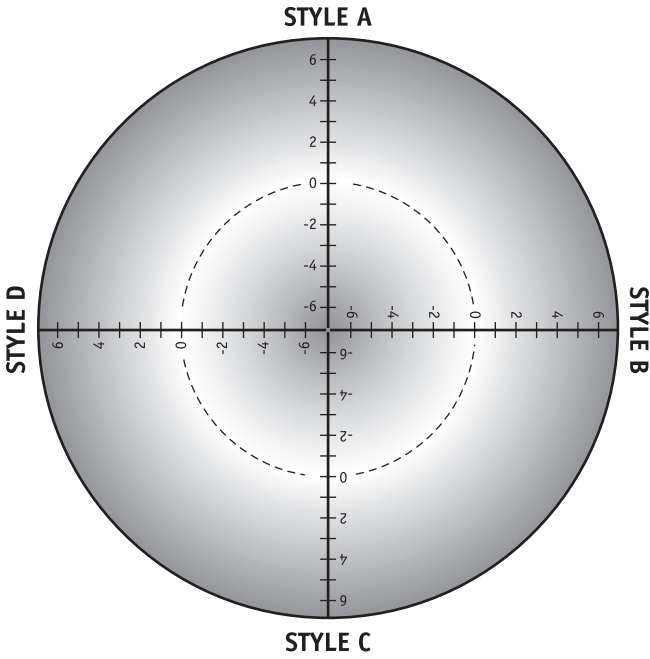
STEP FOUR

Draw an x on the following lines to see how much of each style you are:

Style A**Style B****Style C****Style D**

STEP FIVE

For each style, write an x on each axis from Step Four and connect them to make a polygon:



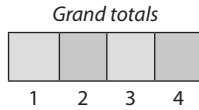
SPACE ORGANIZING STYLES

This form is for the assessment that starts on Page 110. Check the box that corresponds to your answer in the book (one box per question) except for question G, where you check either both boxes for (a) or both boxes for (b).

SPACE STYLE ASSESSMENT		1	2	3	4
STEP ONE					
A.				<input type="checkbox"/>	<input type="checkbox"/>
B.		<input type="checkbox"/>	<input type="checkbox"/>		
D.		<input type="checkbox"/>	<input type="checkbox"/>		
E.				<input type="checkbox"/>	<input type="checkbox"/>
F.		<input type="checkbox"/>	<input type="checkbox"/>		
G. a.				<input type="checkbox"/>	<input type="checkbox"/>
b.		<input type="checkbox"/>		<input type="checkbox"/>	
H.				<input type="checkbox"/>	<input type="checkbox"/>
I.		<input type="checkbox"/>	<input type="checkbox"/>		
J.				<input type="checkbox"/>	<input type="checkbox"/>
K.		<input type="checkbox"/>	<input type="checkbox"/>		
L.				<input type="checkbox"/>	<input type="checkbox"/>
<i>Total for this page (Add columns)</i>					
		1	2	3	4

STEP TWO

Add the column totals from previous page and write here:

**STEP THREE**

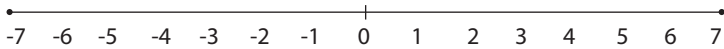
Subtract the following (some numbers may be negative):

Style A (Box 1 – Box 2) = _____

Style B (Box 3 – Box 4) = _____

STEP FOUR

Draw an x on the following lines to where you lie:

STYLE A**STYLE B**